



# Songlist for Ukes4Peace v.2

Host: The Healdsburg Ukulele Club

Special guest appearance by the Starlight Ukes,

Dani Joy and Perry Stauffer!

**Saturday, April 18, 2026 Noon to 2:30 PM**

Finley Community Center, Room 5,

2060 W. College Avenue, Santa Rosa, CA 95401

Bring a ukulele, a STAND UP music stand, and this songbook. Enter the parking lot and park on the left side. Enter the main lobby and pass straight it to the outdoor atrium; enter the back building and go to the end of the hall to Room 5. Snacks & water will be provided. Merchandise available: cash and Venmo only.

\$5-10 voluntary donation (donation earns a raffle ticket to win a Kala ukulele, Dry Creek Vineyard wine and a coveted Ukes4Peace T-shirt)

RSVP to Rachele at [ukes4peaceca@gmail.com](mailto:ukes4peaceca@gmail.com)

For educational and personal use only.

## Table of Contents - [Click on song name to go to that page](#)

Short Performance by Dani Joy and Perry Stauffer, the Starlight Ukes!

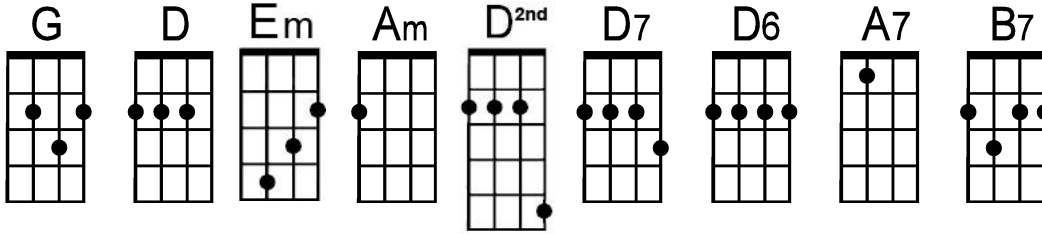
<u>Song Name</u>	<u>Page</u>
<b>All You Need is Love</b> - Led by Clarice Stasz (Petalukes)	3
<b>Big Yellow Taxi</b> - Led by Amy Ukena (RUM)	5
<b>Blowin' in the Wind</b> - Led by Healdsburg Ukulele Club	7
<b>Don't Stop</b> - Led by Bob Wachunas (Ramblers)	8
<b>Everyday People</b> - Led by Clarice Stasz (Petalukes)	9
<b>For What It's Worth</b> - Led by Alan Freeman (Sonoma Uke Club)	10
<b>Get Together</b> - Led by the Healdsburg Ukulele Club	12
<b>Hallelujah</b> - Led by Mark Segelman (San Francisco Ukulele Rebellion)	14
<b>I Can See Clearly Now</b> – Led by Alan Freeman (Sonoma Uke Club)	15
<b>I'd Like to Teach the World to Sing</b>	17
<b>If I Had A Hammer</b> - Led by Clarice Stasz (Petalukes)	18
<b>Imagine</b> - Led by the Healdsburg Ukulele Club	20
<b>Lead With Love</b> - Led by Rachelle Chong (Healdsburg Ukulele Club)	21
<b>Lean on Me</b> - Led by Clarice Stasz (Petalukes)	22
<b>Let It Be</b> – Led by Dani Joy & Perry Stauffer, the Starlight Ukes	24
<b>Let's Work Together</b> - Led by Bob Wachunas (Ramblers)	25
<b>Love's in Need of Love Today</b> – Led by Amy Ukena (RUM)	26
<b>One Day</b> – Led by the Healdsburg Ukulele Club	27
<b>Put a Little Love In Your Heart</b>	29
<b>Ripple</b> - Led by Bob Wachunas (Ramblers)	30
<b>Sing</b> - Led by the Healdsburg Ukulele Club	31
<b>Somewhere Over the Rainbow / Wonderful World</b> (Iz Style)	32
<b>Stand By Me</b> Led by Mark Segelman (San Francisco Ukulele Rebellion)	34
<b>Stand Together</b> - Led by Mark Segelman (San Francisco Ukulele Rebellion)	35
(To the tune of Hallelujah)	37
<b>Swimming to the Other Side</b> - Led by Amy Ukena (RUM)	38
<b>The Times They Are a Changin'</b>	39
<b>This Land is Your Land</b> - Led by the Healdsburg Ukulele Club	41
<b>What the World Needs Now</b> - Led by Clarice Stasz (Petalukes)	43
<b>What's Up?!</b> Led by Josh Shroyer Ramblers	44
<b>Where Have All The Flowers Gone?</b> Led by Mark Segelman (SF Uke Reb)	45

### Ukes4Peace Event List

**NEXT UKES4PEACE EVENT: May 2, 2026** 1:30 PM at Windchaser Wine Co. in Richmond, hosted by the RUM. RSVP to Amy at [amyukena@gmail.com](mailto:amyukena@gmail.com). \$5 voluntary fee, outdoors, bring a stand up music stand, ukulele and the songbook.

# All You Need Is Love

by John Lennon (1967)



"La Marseillaise" tease

| G . D 0 0 | G . 2 2 | C 3 . D |  
 a ————— 3 3 ————— 3 3 3 0 —————  
 e ————— 2 2 —————  
 c —————  
 g —————

1 2 3 4 5 6 7 | 1 2 3 4 5 6 7 |  
**Intro: G . D . Em . . | G . D . Em . . |**  
 Love— love— love— Love— love— love—

1 2 3 4 | 1 2 3 4 | 5 & 6 & 7 |  
**D7 . G . | D . . . | D<sup>2nd</sup> . D7 . D6\ D7\ D<sup>2nd</sup> D7\ |**  
 Love— love— love—

1 2 3 4 5 6 & 7 |  
**G . D . Em . . |**  
 There's Nothing you can **do** that can't be **done**

1 2 3 4 5 6 & 7 |  
**G . D . Em . . |**  
 Nothing you can **sing** that can't be **sung**

1 2 3 4 | 1 2 3 4 |  
**Am/c . G . | D . . . |**  
 Nothing you can **say** but you can **learn** how to play the game

1 2 3 4 5 & 6 & 7 |  
**| D<sup>2nd</sup> . D7 . D6\ D7\ D<sup>2nd</sup> D7\ |**  
 It's ea—sy—

1 2 3 4 5 6 & 7 |  
**G . D . Em . . |**  
 Nothing you can **make** that can't be **made**

1 2 3 4 5 6 & 7 |  
**G . D . Em . . |**  
 No one you can **save** that can't be **saved**

1 2 3 4 | 1 2 3 4 |  
**Am/c . G . | D . . . |**  
 Nothing you can **do** but you can **learn** how to be you in time

1 2 3 4 5 & 6 & 7 |  
**| D<sup>2nd</sup> . D7 . D6\ D7\ D<sup>2nd</sup> D7\ |**  
 It's ea—sy—

1 2 3 4 | 1 2 3 4 | 1 2 3 4 | 1 2 3 4 |  
**Chorus: G . A7 . | D7 . . . | G . A7 . | D7 . . . |**  
 All you need is— love— All you need is love—

1 2 3 4 | 1 2 3 4 | 1 2 3 4 | 5 6 |  
**G . B7 . | Em . G . | C . D7 . G\ D\ |**  
 All you need is— love— love— Love is all you need

**Instrumental verse:**

1 2 3 4 5 6 7 | 1 2 3 4 5 6 7 |  
G . D . Em . | G . D . Em . |  
Love— love— love— | Love— love— love—

1 2 3 4 1 2 3 4 1 2 3 4 5 & 6 & 7 |  
D7 . G . | D . . . | D<sup>2nd</sup> . D7 . D6\ D7\ D<sup>2nd</sup> D7\ |  
Love— love— love—

**Chorus:** 1 2 3 4 1 2 3 4 | 1 2 3 4 1 2 3 4 |  
G . A7 . | D7 . . . | G . A7 . | D7 . . . |  
All you need is— love— All you need is love—

1 2 3 4 1 2 3 4 1 2 3 4 5 6 |  
G . B7 . | Em . G . | C . D7 . G\ D\ |  
All you need is— love— love— Love is all you need

1 2 3 4 5 6 & 7 |  
G . D . Em . |  
Nothing you can know that isn't known

1 2 3 4 5 6 & 7 |  
G . D . Em . |  
Nothing you can see that isn't shown

1 2 3 4 1 2 3 4 |  
Am/c . G . | D . . . |  
Nowhere you can be that isn't where you're meant to be

1 2 3 4 5 & 6 & 7 |  
D<sup>2nd</sup> . D7 . D6\ D7\ D<sup>2nd</sup> D7\ |  
It's ea—sy—

**Chorus:** 1 2 3 4 1 2 3 4 | 1 2 3 4 1 2 3 4 |  
G . A7 . | D7 . . . | G . A7 . | D7 . . . |  
All you need is— love— All you need is love—

1 2 3 4 1 2 3 4 1 2 3 4 5 6 |  
G . B7 . | Em . G . | C . D7 . G\ D\ |  
All you need is— love— love— Love is all you need

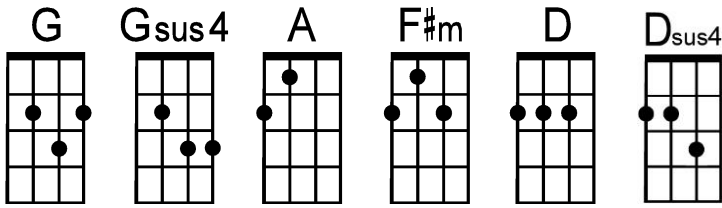
1 2 3 4 1 2 3 4 1 2 3 4 |  
G . A7 . | D7 . . . | G . A7 . | D7 . . . |  
All you need is— love— All you need is love—

1 2 3 4 1 2 3 4 5 6 |  
G . B7 . | Em . G . | C . D7 . G . |  
All you need is— love— love— Love is all you need

**Coda:** 1 2 3 4 | 1 2 3 4 |  
G . . . | G . . . |  
Love is all you need Love is all you need (repeat and fade)  
(Love is all you need) (Love is all you need)

# Big Yellow Taxi (key of D)

by Joni Mitchell (1970)



**Intro:** G --- 'Gsus4' --- | G . 'Gsus4' G | A --- 'F#m' --- | A --- 'F#m' A |

*d u d u d u d u d u d u d u d u d u d u d u d*

D ' Dsus4 ' D ' Dsus4 ' | D ' Dsus4 ' D ' Dsus4 ' | D ' Dsus4 ' D ' Dsus4 ' | D ' Dsus4 ' D ' Dsus4 ' |

*d u d u d u d u d u d u d u d u d u d u d u d u d u d u d*

D | G . . . . | . . . . | D ' Dsus4 ' D ' Dsus4 ' | D ' Dsus4 ' D

They paved para-dise, put up a park-ing lot

. | G . . . . | A . . . . | D . . . . | . . . . |

With a pink ho-tel, a bou-tique and a swingin'— hot— spot—

**Chorus:**

D\ -- -- -- | -- -- -- -- | G\ -- -- -- | -- -- D\ --

Don't— it al-ways seem to— go that you don't know what you've got till it's gone—

| G . . . . | A . . . . | D . . . . ' | - ' - ' - ' . | . . . . ' | - ' - ' - ' .

They paved para-dise, put up a parking lot—

*(shoo— bop-bop-bop-bop shoo— bop-bop-bop-bop)*

. | G . . . . | . . . . | D ' Dsus4 ' D ' Dsus4 ' | D ' Dsus4 ' D

They took all the trees, put 'em in a tree mu- seum

. | G . . . . | A . . . . | D . . . . | . . . . |

And they charged the people a dollar and a half just to see 'em

**Chorus:**

D\ -- -- -- | -- -- -- -- | G\ -- -- -- | -- -- D\ --

Don't— it al-ways seem to— go that you don't know what you've got till it's gone—

| G . . . . | A . . . . | D . . . . ' | - ' - ' - ' . | . . . . ' | - ' - ' - ' .

They paved para-dise, put up a parking lot—

*(shoo— bop-bop-bop-bop shoo— bop-bop-bop-bop)*

G . . . . | . . . . | D ' Dsus4 ' D ' Dsus4 ' | D ' Dsus4 ' D

Hey, Farmer Farmer, put a-way that D-D— T now

. | G . . . . | A . . . . | D . . . . | . . . . |

Give me spots on my apples, but leave me the birds and the bees— plee-ease

**Chorus:**

D\ -- -- -- | -- -- -- -- | G\ -- -- -- | -- -- D\ --

Don't— it al-ways seem to— go that you don't know what you've got till it's gone—

| G . . . . | A . . . . | D . . . . ' | - ' - ' - ' . | . . . . ' | - ' - ' - ' .

They paved para-dise, put up a parking lot—

*(shoo— bop-bop-bop-bop shoo— bop-bop-bop-bop)*

**G** . . . . | . . . . . | **D** ' **D<sub>sus4</sub>** ' **D** ' **D<sub>sus4</sub>** ' | **D** ' **D<sub>sus4</sub>** ' **D**  
 Late last night, I heard the screen door slam  
 . | **G** . . . . | **A** . . . . | **D** . . . . | . . . . . |  
 And a big yellow taxi took a-way my old man-----

**Chorus:**

**D\** -- -- -- | -- -- -- -- | **G\** -- -- -- | -- -- **D\** --  
 Don't-- it al-ways seem to-- go that you don't know what you've got till it's gone--  
 | **G** . . . . | **A** . . . . | **D** . . . ' | - ' - ' - ' . |  
 They paved para-dise, put up a parking lot--  
 (shoo--- bop-bop-bop-bop)

**End:**

**D\** -- -- -- | -- -- -- -- | **G\** -- -- -- | -- -- **D\** -*Hold-*  
 Don't-- it al-ways seem to-- go that you don't know what you've got till it's gone-----  
 | **G** . . . . | **A** . . . . | **D** . . . ' | -- ' -- ' -- ' .  
 They paved para-dise, put up a park-ing lot  
 (shoo----- bop-bop-bop-bop)  
 | **G** . . . . | **A** . . . . | **D** . . . ' | -- ' -- ' -- ' .  
 They paved para-dise, put up a park-ing lot  
 (shoo----- bop-bop-bop-bop)  
 | **G** . . . . | **A** . . . . | **D** . . . . | **D\** **A\** **D\**  
 They paved para-dise, put up a park-ing lot-----

**San Jose Ukulele Club**  
 (v5 - 5/23/24)

**Back to Table of Contents**

C F C  
How many roads must a man walk down

C F G  
Before you call him a man

C F C  
Yes, 'n' how many seas must a white dove sail

C F G  
Before she sleeps in the sand?

C F C  
Yes, 'n' how many times must the cannonballs fly

C F G  
Before they are forever banned?

*Chorus* F G  
*The answer my friend*

C Am  
*Is blowin' in the wind*

F G C  
*The answer is blowin' in the wind*

C F C  
How many times must a man look up

C F G  
Before he can see the sky?

C F C  
Yes, 'n' how many ears must one man have

C F G  
Before he can hear people cry?

C F C  
Yes, 'n' how many deaths will it take till he knows

C F G  
That too many people have died?

*Chorus*

C F C  
How many years can a mountain exist

C F G  
Before it is washed to the sea?

C F C  
Yes, 'n' how many years can some people exist

C F G  
Before they're allowed to be free?

C F C  
Yes, 'n' how many times can a man turn his head

C F G  
Pretending he just doesn't see?

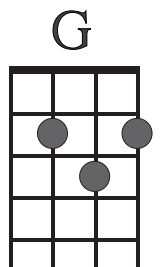
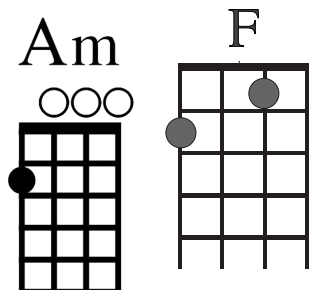
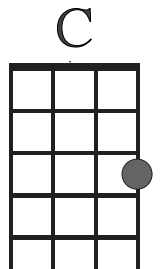
*Chorus*

Outro: (Like Chorus)  
|F |G |C |Am |F |G |C |C/ ... | 7

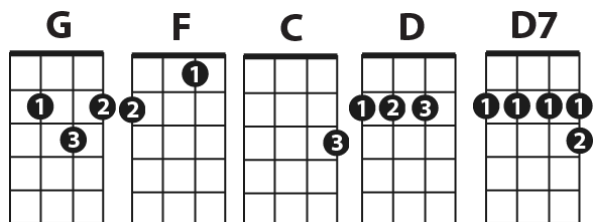


Bob Dylan

## Blowin' in the Wind



**DON'T STOP CHRISTINE MCVIE**



**Down down-up up-down**

**INTRO: G . F . C . . . G . F . C . . . G . F . C . . . D . . . D7 . . .**

**G . F . C . . . G . F . C . . .**

If you wake up and don't want to smile If it takes just a little while

**G . F . C . . . D . . . D7 . . .**

Open your eyes and look at the day You'll see things in a different way

**G . F . C . . . G . F . C . . .**

Don't stop thinking about tomorrow Don't stop it'll soon be here

**G . F . C . . . D . . . D7 . . .**

It'll be-ee better than before Yesterday's gone, yesterday's gone

**G . F . C . . . G . F . C . . .**

**G . F . C . . . G . F . C . . .**

Why not think about times to come And not a-bout the things that you've done

**G . F . C . . . D . . . D7 . . .**

If your life was bad to you Just think what to-morrow will do

**G . F . C . . . G . F . C . . .**

Don't stop thinking about tomorrow Don't stop it'll soon be here

**G . F . C . . . D . . . D7 . . .**

It'll be-ee better than before Yesterday's gone, yesterday's gone

**G . F . C . . . G . F . C . . . G . F . C . . . D . . . D7 . . .**

**G . F . C . . . G . F . C . . .**

All I want is to see you smile If it takes just a little while

**G . F . C . . . D . . . D7 . . .**

I know you don't be-lieve that it's true I never meant any harm to you

**G . F . C . . . G . F . C . . .**

Don't stop thinking about tomorrow Don't stop it'll soon be here

**G . F . C . . . D . . . D7 . . .**

It'll be-ee better than before Yesterday's gone, yesterday's gone

**G . F . C . . . G . F . C . . .**  
 Don't stop thinking about tomorrow Don't stop it'll soon be here  
**G . F . C . . . D . . . D7 . . .**  
 It'll be-ee better than before Yesterday's gone, yesterday's gone

**G . F . C . . . G . F . C . . . G . F . C . . . G . F . C . . .**

Oooooohhhhh don't you look back Oooooohhhhh don't you look back

**G . F . C . . . G . F . C . . . G . F . C . . . G . F . C . . .**

Oooooohhhhh don't you look back Oooooohhhhh don't you look back

**G . F . C . . . G/**

Oooooohhhhh don't you look back

**Back to Table of Contents**

# Everyday People (key of G)

By, Sly and the Family Stone

Revised by Aloha Uke Squad (10/17/25))

Chucking Island Strum: DxUUxU

Half Measure Strum: [DxU]

Alternate Strum: dududu

Intro: G [C] [G] x2

G [C] [G] G7 [C] [G]  
Sometimes I'm right and I can be wrong, My own beliefs are in my song,  
G [C] [G] G7 [C] [G]  
The butcher, the banker, the drummer and then, makes no difference what group I'm in.

C G C/ G/  
I, I, I am everyday people, yeah, yeah.

G C G G C G G C G G C G  
There is a blue one who can't accept the green one for living with a fat one trying to be a skinny one.  
G [C] [G] C C G C G  
Different strokes for different folks, And so on and so on and scooby dooby dooby.

G C/ G/ G C/ G/  
Ooooh sha sha, We got to live to- ge- ther.

G [C] [G] G7 [C] [G]  
I am no better, and neither are you, We are the same, what- ever we do.  
G [G] [G] G7 [C] [G]  
You love me, you hate me, you know me and then, You can't figure out the bag I'm in.

G C C/ G/  
I, I, I am everyday people, yeah, yeah

G C G C G C G  
There is a long hair that doesn't like the short hair for being such a rich one that will not help the poor one.  
G [C] [G] G C G C G  
Different strokes for different folks And so on and so on and scooby dooby dooby

G C/ G/ G C/ G/  
Ooooh sha sha, We got to live to- ge- ther

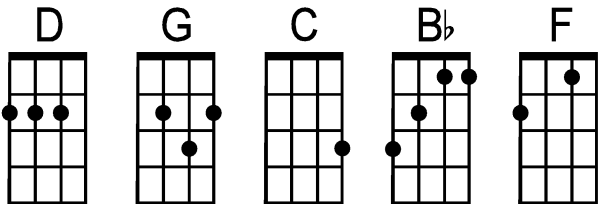
G G G G  
There is a yellow one that won't accept the black one that won't accept the red one that won't accept the white one.  
G [C] [G] C G C G  
Different strokes for different folks And so on and so on and scooby dooby dooby

G C/ G/ G G C/ G/  
Ooooh sha sha, I, I, I am everyday people, sha, sha

[Back to Table of Contents](#)

# For What It's Worth (key of D)

by Stephen Stills (Buffalo Springfield, 1967)



(to play in original key, E, capo up two frets)

**Intro:** D . . . | G . . . | D . . . | G . . . |

Pick A—12—12— (throughout verses)  
E-10—10—

D . . . | G . . . | D . . . | G . . . |  
There's somethin' happen-ing here— What it is, ain't ex-actly— clear—

D . . . | G . . . | D . . . | G . . . |  
There's a man with a gun o-ver there— a-telling me— I've got to be-ware—

**Chorus:** I think it's time we stop, children, what's that sou-ound?

G . . . | Bb . . . | D . . . | G . . . | D . . . | G . . . |  
Everybody look what's goin' dow-own—

D . . . | G . . . | D . . . | G . . . |  
There's battle lines being drawn— Nobody's right— if every-body's wrong—

D . . . | G . . . | D . . . | G . . . |  
Young people speakin' their minds— a-gettin' so much re-sistance— from be—hind.

**Chorus:** It's time we stop. Hey, what's that sou-ound?

G . . . | Bb . . . | D . . . | G . . . | D . . . | G . . . |  
Everybody look what's goin' dow-own—

D . . . | G . . . F . . . | D . . . . . | G . . . F . . .  
What a field day for the heat— A thou-sand people in the street—  
(oo— oo— oo—) (oo— oo—)

D . . . | G . . . F . . . | D . . . . . | G . . . F . . .  
Singin' songs and a-carry-in' signs— mostly sayin' hoo-ray for— our side—  
(oo—) (oo— oo— oo—) (oo— oo—)

**Chorus:** It's time we stop. Hey, what's that sou-ound?

G . . . | Bb . . . | D . . . | G . . . | D . . . | G . . . |  
Everybody look what's goin' dow-own—

D . . . | G . . . | D . . . | G . . .  
Pa—ra—noia strikes deep— Into— your life it will creep—

| D . . . | G . . . | D . . . |  
It starts when you're always a—fraid— Step out of line, the men co—ome and  
G  
take you a—way.

**Outro:** . . | D . . | C . . . | G . . . | Bb . . . |  
You better stop. Hey, what's that sou-ound? Everybody look what's goin' dow-own

D . . | C . . . | G . . . | Bb . . . |  
Stop. *Hey*, what's that sou-ound? Everybody look what's goin' dow-own  
*You better*

D . . | C . . . | G . . . | Bb . . . |  
Stop. *Now*, what's that sou-ound? Everybody look what's goin' dow-own  
*You better*

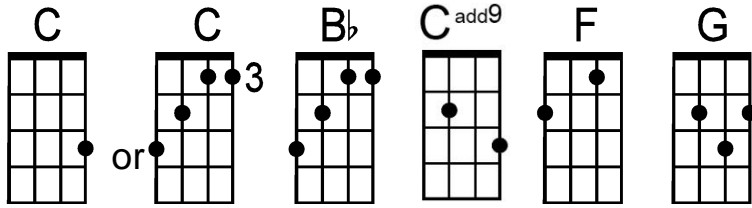
D . . | C . . . | G . . . | Bb . . . | D\  
Stop, children, what's that sou-ound? Everybody look what's goin' dow—own—

**San Jose Ukulele Club**  
(v2 - 7/30/16)

[Back to Table of Contents](#)

# Get Together (in C)

by Chet Powers (aka Dino Valenti) 1963



[Intro strum by soloists; Ukes strum chords softly in beat 1 and 3 for intro]

**Intro:** C . . . | Bb . . . | C . . . | Bb . . . | Cadd9. C . . . | . . . . .

3-0-3 3-0-3 1-0-1 1-0-1 3-0-3 3-0-3 1-0-1 1-0-1 3 3 0 3 3 0 3 3 0 3 3 0 3

E 3 3 1 1 3 3 1 1 0 0 2

C G 0

C . . . | . . . . . | . . . . . | Bb . . . | . . . . . |

Love is but a song we— sing— fears the way we die—ie—

C . . . | . . . . . | . . . . . | Bb . . . | . . . . . |

You can— make the mountains ring— or make the an-gels cry—y—

C . . . | . . . . . | . . . . . | Bb . . . | . . . . . |

Though the dove is on— the wing— and you may not— know why—

**Chorus:** F . . . | G . . . |

Come on people now— smile on your brother 8 beats

. . . | C . . . | F . . . | G . . . | C . . . | . . . . . |

Every-body get to-gether, try to love one an-other right now—

C . . . | . . . . . | . . . . . | Bb . . . | . . . . . |

Some may come and some may— go— This will surely pass—

C . . . | . . . . . | . . . . . | Bb . . . | . . . . . |

When the one that left us— here— re-turns for us at last—

C . . . | . . . . . | . . . . . | Bb . . . | . . . . . |

We are but a moment's sun-light— fading in the grass—

**Chorus:** F . . . | G . . . |

Come on people now— smile on your brother

. . . | C . . . | F . . . | G . . . | C . . . | . . . . . |

Every-body get to-gether, try to love one an-other right now—

F . . . | G . . . |

Come on people now— smile on your brother

. . . | C . . . | F . . . | G . . . | C . . . | . . . . . |

Every-body get to-gether, try to love one an-other right now—

**Instrumental:** C . . . | . . . . . | . . . . . | Bb . . . | . . . . . |

C . . . | . . . . . | . . . . . | Bb . . . | . . . . . |

C . . . | . . . . . | . . . . . | Bb . . . | . . . . . |

**Chorus:** F . . . | G . . . |

Come on people now— smile on your brother

. . . | C . . . | F . . . | G . . . | C . . . | . . . . . |

Every-body get to-gether, try to love one an-other right now—

C . . . . | . . . . |  
 (-----Bass break-----)

[Bass does two measures (8 beats) of bass break. Ukulele strum chords in second interlude below on beats 1 and 3]

**second interlude repeating**

**Intro:** C . . . . | Bb . . . . | C . . . . | Bb . . . . | C<sup>add9</sup> . C . . . . |

A 3 0 3 3 0 3 1 0 1 1 0 1 3 0 3 3 0 3 1 0 1 1 0 1 3 0 3 3 0 3 |

E 3 3 1 1 3 3 1 1 0 0 3 3 3 3 0 3 3 3 |

C 2 0 2 2 2 2 2 2 2 2 2 2 2 2 2 2 2 2 |

G 0 0 0 0 0 0 0 0 0 0 0 0 0 0 0 0 0 0 |

C . . . . | . . . . | Bb . . . . | . . . . |

If you hear the song I— sing— you will under-stand— (Listen..)

C . . . . | . . . . | Bb . . . . | . . . . |

You hold the key to-o love and- fear— all in your tremb-ling hand—

C . . . . | . . . . | Bb . . . . | . . . . |

Just one key un-locks them— both— It's there at your com-mand—

**Chorus:** F . . . . | G . . . . |

Come on people now— smile on your brother

. . . . | C . . . . | F . . . . | G . . . . | C . . . . | C7 . . . . |

Every-body get to-gether, try to love one an-other right now—

F . . . . | G . . . . |

Come on people now— smile on your brother

. . . . | C . . . . | F . . . . | G . . . . | C . . . . | . . . . |

Every-body get to-gether, try to love one an-other right now— (I said..)

F . . . . | G . . . . |

Come on people now— smile on your brother

. . . . | C . . . . | F . . . . | G . . . . | C . . . . | . . . . |

Every-body get to-gether, try to love one an-other right now—

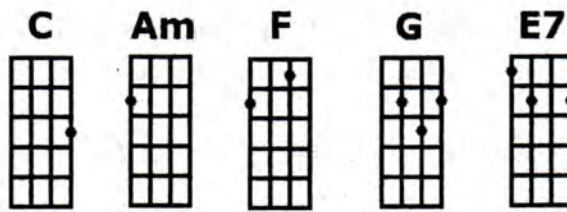
G . . . . | C . . . . | G . . . . | C . . . . | C\ . . . . |

Right now— right now—

**San Jose Ukulele Club**  
 (v1 - 6/18/20)

**Back to Table of Contents**

**Hallelujah**  
Leonard Cohen



Strum Pattern      D D D D D D or D DUD D D D  
                          1 2 3 4 5 6            1 2 3 4 5 6

Picking Pattern: A-----0-----| -0-----0-----| -----  
 E-----0---0-----| -0-----0---0-----| -----0-----0---  
 C---0-----0---| -0-0-----0---| --0-----0---  
 G---0-----| -0-----| -0---0-----

**Intro: C Am C Am**

F to G in verse

**Verse 1**

Well, I (C)heard there was a (Am)secret chord  
 That (C)David played and it (Am)pleased the Lord  
 But (F)you don't really (G)care for music, (C)do (G)you?  
 Well it (C)goes like this: The (F-G)fourth, the fifth, the  
 (Am)minor fall and the (F)major lift  
 The (G)baffled king com(E7)posing (Am)Hallelujah (Am/)

**Chorus**

    F        Am        F        C G C Am C Am  
 Hallelujah, Hallelujah, Hallelujah, Hallelujah...

**Verse 2**

Well your (C)faith was strong but you (Am)needed proof, You (C)saw her bathing  
 (Am)on the roof, her (F)beauty and the (G)moonlight over(C)threw ya (G) She  
 (C)tied you to her (F-G)kitchen chair  
 She (Am)broke your throne and she (F)cut your hair  
 And (G)from your lips she (E7)drew the Halle(Am)lujah (Am/)

**Repeat Chorus**

**Verse 3**

(C)Baby, I've been (Am)here before (C)I've seen this room and I've (Am)walked this  
 floor (you know) I (F)used to live (G)alone before I (C)knew ya (G)  
 And I've (C)seen your flag on the (F-G)marble arch  
 And (Am)love is not a (F)victory march  
 It's a (G)cold and it's a (E7)broken Halle(Am)lujah (Am/)

**Repeat Chorus**

**Verse 4**

(C)Maybe there's a (Am)God above, but (C)all I've ever (Am)learned from love  
 Was (F)how to shoot (G)somebody who out(C)drew ya (G)  
 And it's (C)not a cry that you (F-G)hear at night  
 It's (Am)not somebody who's (F)seen the light  
 It's a (G)cold and it's a (E7)broken Halle(Am)lujah (Am/)

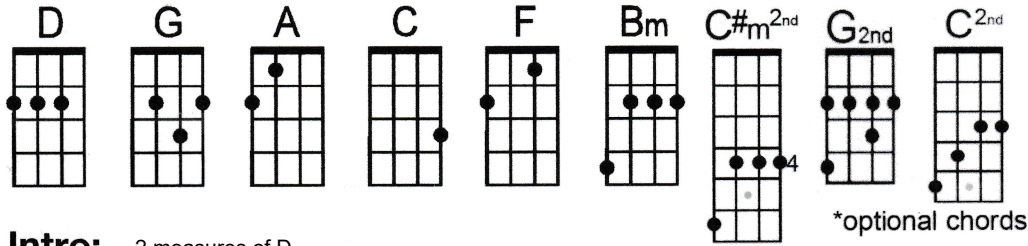
**Chorus**

    F        Am        F        C G  
 Hallelujah, Hallelujah, Hallelujah, Hallelujah...  
     F        Am        F        C G C Am C Am C  
 Hallelujah, Hallelujah, Hallelujah, Hallelujah...

[Back to Table of Contents](#)

# I Can See Clearly Now

by Johnny Nash (1972)



**Intro:** 2 measures of D

	<b>D</b>								<b>D</b>										
	1	&	2	&	3	&	4	&		1	&	2	&	3	&	4	&		
	D		D				U	D	U		D		D				U	D	U

D	.	.	.	.		G	.	.	.	.		D	.	.	.	.		.	.	.	.	
	I	can	see	clear-ly		now	the	rain	has	gone—												
D	.	.	.	.		G	.	.	.	.		A	.	.	.	.		.	.	.	.	
	I	can	see	all—		obsta-les		in	my—	way—												
D	.	.	.	.		G	.	.	.	.		D	.	.	.	.		.	.	.	.	
	Gone	are	the	da-ark		clouds	that	had	me	blind—												
.	.	.	.	.		C	.	.	.	.		G	.	.	.	.		D	.	.	.	.
	It's	gonna	be	a		bright—		bright—	,	sunshine-y		day—										
						<i>bright—</i>		<i>bright</i>														
.	.	.	.	.		C	.	.	.	.		G	.	.	.	.		D	.	.	.	.
	It's	gonna	be	a		bright—		bright—	,	sunshine-y		day—										
						<i>bright—</i>		<i>bright</i>														
D	.	.	.	.		G	.	.	.	.		D	.	.	.	.		.	.	.	.	
	I	think	I	can		make	it	now	the	pain		has	gone—									
D	.	.	.	.		G	.	.	.	.		A	.	.	.	.		.	.	.	.	
	All	of	the	bad—		feelings	have	dis—	ap—	peared												
D	.	.	.	.		G	.	.	.	.		D	.	.	.	.		.	.	.	.	
	Here	is	that	rain-bow		I've	been	wait-ing	for—													
.	.	.	.	.		C	.	.	.	.		G	.	.	.	.		D	.	.	.	.
	It's	gonna	be	a		bright—		bright—	,	sunshine-y		day—										
						<i>bright—</i>		<i>bright</i>														

**Bridge:**

F	.	.	.	.		.	.	.	.		C	.	.	.	.		.	.	.	.		
	Look	all	a—	round,		there's	nothing	but	blue—	sky—												
F	.	.	.	.		.	.	.	.		A	.	.	.	.		.	.	.	.		
	Look	straight	a—	head		nothing	but	blue—	sky—													
C#m	.	.	.	.		G*	.	.	.	.		C#m	.	.	.	.		G*	.	.	.	.
y—						y—						y—										

D . . . | G . . . | D . . . | . . . |  
 I can see clear-ly now the rain has gone—

D . . . | G . . . | A . . . | . . . |  
 I can see all— obsta-cles in my— way—

D . . . | G . . . | D . . . | . . . |  
 Gone are the da-ark clouds that had me blind—

. . . | C . . . | G . . . | D . . . | . . . |  
 It's gonna be a bright— bright—, sunshine-y day—

. . . | C . . . | G . . . | D . . . | . . . |  
 It's gonna be a bright— bright—, sunshine-y day—

. . . | C . . . | G . . . | D |  
 It's gonna be a bright— bright—, sunshine—y day—

# I Can See Clearly Now

## Intro Picking Pattern

Low G

①=A ③=C

②=E ④=G

♩ = 125

[Back to Table of Contents](#)

Page 2 of 2

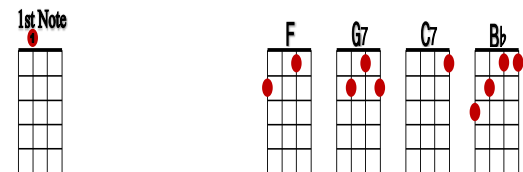
# I'd Like To Teach The World To Sing

Backer/Davis/Cook/Greenaway (The New Seekers), 1971

(The original lyrics of this song were "I'd like to buy the world a Coke".

It was later extended to 3 verses and released as a single.)

YouTube video tutorial: [https://youtu.be/Fs6a\\_y9JGKM](https://youtu.be/Fs6a_y9JGKM)



## INTRO:

[Light, percussive strum: D-D-D-D DudU-uD]

F  
| X X X XI X X X XI

## VERSE 1:

F

I'd like to build the world a home

G7

And furnish it with love

C7

Grow apple trees and honey bees

Bb

F

And snow white turtle doves

## VERSE 2:

F

I'd like to teach the world to sing

G7

In perfect harmony

C7

I'd like to hold it in my arms

Bb

F

And keep it company

## VERSE 3:

F

I'd like to see the world for once

G7

All standing hand in hand

C7

And hear them echo through the hills

Bb

F

For peace throughout the land

## BRIDGE A:

F

That's the song I hear

G7

That's the one thing for me

C7

Sing it again

Bb

F

Over and over

REPEAT VERSES 1 & 2

## BRIDGE B:

F

That's the song I hear

G7

Let the world sing today

C7

A song of peace that echoes on

Bb

F

And never goes away

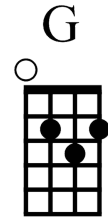
[Back to Table of Contents](#)

# If I Had A Hammer- Peter, Paul and Mary

<b>chords</b>	<b>G</b>	<b>Bm</b>	<b>C</b>	<b>D</b>
	<b>0232</b>	<b>4222</b>	<b>0003</b>	<b>2220</b>

## [Intro]

G Bm C D G Bm C D G Bm C



## [Verse 1]

D G Bm C D G Bm C  
If I had a had\_a\_ha am mer, I'd hammer in the mo\_or\_\_nin'

D G Bm C D  
I'd hammer in the e\_\_ev'\_nin' all over this land




Alternate:  
Bar 2nd  
fret

G Em  
I'd hammer out danger, I'd hammer out warnin'

C G C G  
I'd hammer out love between my brothers and my sisters

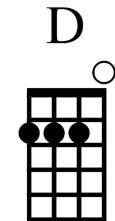
C G D G Bm C D G Bm C D  
A\_\_a\_\_all over this la\_aa\_\_aa\_and Oo oo oo



## [Verse 2]

D G Bm C D G Bm C  
If I had a be\_e\_\_ell, I'd ring it in the mo\_or\_\_nin'

D G Bm C D  
I'd ring it in the e\_\_ev'\_nin' all over this land



G Em  
I'd ring out danger, I'd ring out warnin'

C G C G  
I'd ring out love between my brothers and my sisters

C G D G Bm C D G Bm C D  
A\_\_a\_\_all over this la\_aa\_\_aa\_and Oo oo oo

## If I Had a Hammer - page 2

### [Verse 3]

D G Bm C D G Bm C  
If I had a so\_o\_\_\_\_ong, I'd sing it in the mo\_or\_\_nin'

D G Bm C D  
I'd sing it in the e\_\_ev'\_nin' all over this land

G Em  
I'd sing out danger, I'd sing out warnin'

C G C G  
I'd sing out love between my brothers and my sisters

C G D G Bm C D G Bm C D  
A\_\_a\_\_all over this la\_aa\_\_aa\_and Oo oo oo

### [Verse 4]

D G Bm C D G Bm C  
Well, I got a ha\_a\_\_mmer and I got a be\_e\_\_ell

D G Bm C D  
And I got a song to sing all over this land

G Em  
It's the hammer of justice, it's the bell of freedom

C G C G  
It's the song about love between my brothers and my sisters

C G D G Bm C  
A\_\_a\_\_all over this la\_and

### [Outro]

D G Em  
It's the hammer of justice, it's the bell of freedom

C G C G  
It's the song about love between my brothers and my sisters

C G D Em D G  
A\_\_a\_\_all over this la\_ \_a\_ and

**[Back to Table of Contents](#)**



## Lead with Love - By Melanie DeMore

### Chorus:

**Am** **E7 Am**  
You gotta put one foot in front of the other And lead with love  
**Am** **E7 Am**  
Put one foot in front of the other, And lead with love  
**Am** **E7 Am**  
You gotta put one foot in front of the other And lead with love  
**Am** **E7 Am**  
Put one foot in front of the other, and lead with love.

### Verse 1 - Leader (call back by group)

**Am**  
Don't give up hope (Don't give up hope)  
You're not alone (You're not alone.)  
Don't you give up (Don't you give up)  
Keep movin' on (Keep movin' on.)

### Back to Chorus

### Verse 2 - Leader (Call back by group)

**Am**  
Lift up your eyes (Lift up your eyes)  
Don't you despair (Don't you despair)  
Look up ahead (Look up ahead)  
The path is there. (The path is there)

### Back to Chorus

### Verse 3 - leader (Call back by Group)

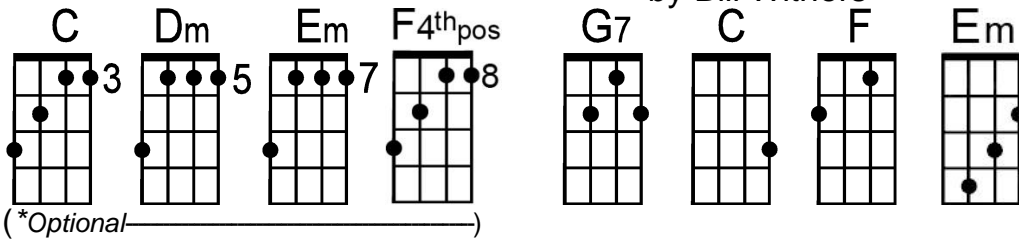
**Am**  
I know you're scared. (I know you're scared)  
And I'm scared too (And you're scared too.)  
But here I am (But here I am.)  
Right next to you (Right next to you.)

**Repeat chorus to end.**

[Back to Table of Contents](#)

# Lean On Me

by Bill Withers



**Intro:** \*C\ --- (\*C\ \*Dm\ \*Em\ |\*)F\ --- (\*F\ \*Em\ \*Dm\ |\*)C\ --- (\*C\ \*Dm\ \*Em) |\*)Em\ --- Dm\ --- |

(hum) \*C\ --- (\*C\ \*Dm\ \*Em\ |\*)F\ --- (\*F\ \*Em\ \*Dm\ |\*)C\ --- (\*C\ \*Dm\ \*Em) |G7\ --- C\ --- |

C . . . ' . | F . . . ' . | C . . . ' . | Em . Dm . |  
Some— times in our lives— we all have pain— We all have sor—r—row—

C . . . ' . | F . . . ' . | C . . . ' . | G7 . C  
But— if we are wise— we know that there's— al-ways to—mor—r—row—

. | C . . . . | F . . . . | C . . . . | Em . Dm . |  
Lean on me— when you're not stro-ong and I'll be your friend— I'll help you car—ry o-on—

C . . . . | F . . . . | C . . . . | G7 . C . |  
For— it won't be lo-ong— 'Til I'm gon-na need— some-body— to le—ean on—

C . . . . | F . . . . | C . . . . | Em . Dm . |  
Please— swallow your pride— If I have things— you need to bor—row—

C . . . . | F . . . . | C . . . . | G7 . C\ ---  
For— no one can fill— those of your needs— that you don't let— show—

(Reggae Strum)

**Bridge:** So just call on me brother— when you need a hand—

. | . . . . | G7 . C .  
We all need— some-body— to le—ean on—

. | . . . . | . . . .  
I just might have a problem that you'd un-der-stand

. | . . . . | G7 . C  
We all need some-body— to le—ean on

. | C . . . . | F . . . . | C . . . . | Em . Dm . |  
Lean on me— when you're not stro-ong and I'll be your friend— I'll help you car—r-ry o-on—

C . . . . | F . . . . | C . . . . | G7 . C . |  
For— it won't be lo-ong— 'Til I'm gon-na need— some-body— to le—ean on—

(Reggae Strum)

**Bridge:** So just call on me brother— when you need a hand—

. | . . . . | G7 . C .  
We all need— some-body— to le—ean on—

. | . . . . | . . . .  
I just might have a problem that you'd un-der-stand

. | . . . . | G7 . C . |  
We all need some-body— to le—ean on—

**C** . . . | **F** . . . | **C** . . . | **Em** . **Dm** . |  
If— there is a load— you have to bear— that you can't car—r—ry—

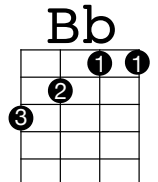
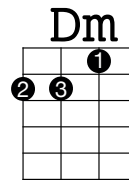
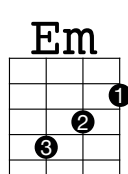
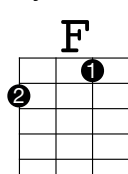
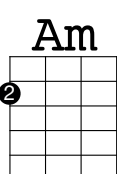
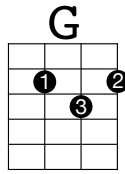
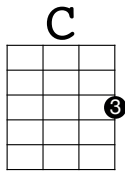
**C** . . . | **F** . . . | **C** . . . | **G7** . **C** . |  
I'm— right up the road— I'll share your load— If you just ca— all me—

**G7** . **C** . | **G7** . **C** . | **G7** \ --- **C** \  
Ca— all me— Ca— all me— Ca— all— me—  
*If you need a friend you can lean on*

**San Jose Ukulele Club**  
(v1d - 10/23/22)

**Back to Table of Contents**

Let it Be by the Beatles 2/4 time



[Intro]

C // G // Am // F //  
C // G // F / {Em / Dm /} C //

[Verse 1]

C // G //  
When I find myself in times of trouble,  
Am // F //  
Mother Mary comes to me  
C // G //  
Speaking words of wisdom, let it  
F / {Em / Dm /} C //  
be

C // G //  
And in my hour of darkness, She is  
Am // F //  
standing right in front of me  
C // G //  
Speaking words of wisdom, Let it  
F / {Em / Dm /} C //  
be



[Chorus]  
Am // Am7 // F // C //  
Let it be, let it be, let it be, let it be  
C // G //  
Whisper words of wisdom, let it  
F / {Em / Dm /} C //  
be

[Verse 2]

C // G //  
And when the broken hearted people,  
Am // F //  
Living in the world agree  
C // G //  
There will be an answer, let it  
F / {Em / Dm /} C //  
be

C //

G //

For though they may be parted, There  
Am // F //  
is still a chance that they may see  
C // G //  
There will be an answer, let it  
F / {Em / Dm /} C //  
be

[Instrumental/ Outro]

F / {Em / Dm /} C //  
{Bb / F /} G / F / C //

[Solo]

C // G // Am // F // C // G //  
F / {Em / Dm /} C //



[Chorus]

[Verse 3]

C // G //  
And when the night is cloudy,  
Am // F //  
There is still a light that shines on me  
C // G //  
Shine on till tomorrow, let it  
F / {Em / Dm /} C //  
be  
C // G //  
I wake up to the sound of music,  
Am // F //  
Mother Mary comes to me  
C // G //  
Speaking words of wisdom, let it  
F / {Em / Dm /} C //  
be

[Chorus] x 2

Back to Table of Contents

# Let's Work Together by Wilbert Harrison 1970 (1 verse by Canned Heat)

**Intro (drum roll) Four measures of G [This is a classic blues progression]**

## Verse 1: [first note G to D]

**G G G G**  
Together we will stand, Divided we'll fall. Come on now people, let's get on the ball  
**C7 C7 G**  
And work together. Come on come on. Let's work together (now, now people).  
**D7 C7 G D7/**  
Because together we will stand. Every boy, girl, woman and man.

## Verse 2:

**G G G G**  
People, when things go wrong, as they sometimes will, and the road you travel, it stays all uphill.  
**C7 C7 G**  
Let's work together! Come come on, let's work together (now, now people)  
**D7 C7 G D7/**  
You know together we will stand, Every boy, girl, woman and man.

**[Interlude: solo uke, harmonica, kazoo]: G G G G C7 C7 G G D7 C7 G**

## Verse 3

**G G G G**  
Oh well now, two or three minutes, two or three hours, What does it matter now, in this life of ours  
**C7 C7 G**  
Let's work together, come on come on. Let's work together (now now people)  
**D7 C7 G D7/**  
Because together we will stand, every boy, girl, woman and man

## Verse 4:

**G G G G**  
Well now, make someone happy, make someone smile, let's all work together and make life worthwhile  
**C7 C7 G**  
Let's work together, come on, come on. Let's work together (now now people)  
**D7 C7 G D7/**  
Because together we will stand, every boy, girl, woman and man

## Verse 5 and repeat of verse 1 as ending:

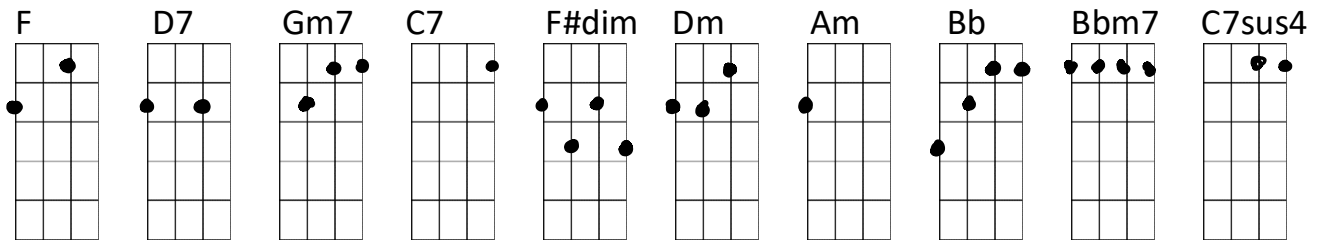
**G G**  
Oh well now, come on you people, walk hand in hand.  
**G G**  
Let's make this world of ours, a good place to stand.  
**C7 C7 G**  
And work together, come on come on. Let's work together (now now people)  
**D7 C7 G D/**  
Because together we will stand, every boy, girl, woman and man.  
**G G G G**  
Together we will stand, Divided we'll fall. Come on now people, let's get on the ball  
**C7 C7 G**  
And work together. Come on come on. Let's work together (now, now people).  
**D7 C7 G G#Major G**  
Because together we will stand. Every boy, girl, woman and man.

**Back to Table of Contents**

# Love's in Need of Love Today

Stevie Wonder

*substitute  
D7*



Intro: / F / D7 / Gm7 / C7 /

[F] Good morn or evening [<sup>D7</sup>F#dim] friends  
 [Gm7] Here's your friendly [C7] announcer  
 [Gm7] I have serious [C7] news to pass on [Bb] to [Am] every-<sup>D7</sup>[C7sus4] bo-<sup>D7</sup>[C7] dy  
 [F] What I'm about to [<sup>D7</sup>F#dim] say  
 [Gm7] Could mean the world's [C7] disaster  
 [Gm7] Could change your joy and [C7] laughter to [Bb-Am] tears and [Gm7] pain  
 [C7] It's that ...  
     [F] Love's in [Dm] need of [Am] love today  
     [Gm7] Don't delay send yours in [Dm] right away [C7]  
     [F] Hate's goin' [Dm] 'round breaking [Am] many hearts  
     [Gm7] Stop it please before it's [Dm] gone too far [Dm] [<sup>Bar 1</sup>Bbm7] [C7]  
 [F] The force of evil [<sup>D7</sup>F#dim] plans  
 [Gm7] To make you its posses[C7] sion  
 [Gm7] And it will if we [C7] let it destroy [Bb - Am] every-<sup>D7</sup>[C7sus4] bo-<sup>D7</sup>[C7] dy  
 [F] We all must [<sup>D7</sup>F#dim] take [Gm7] precautionary [C7] measures  
 [Gm7] If love and peace you [C7] treasure  
 Then you'll [Bb] hear [Am] me when I [Gm7] say

[C7] Oh that ...  
     [F] Love's in [Dm] need of [Am] love today  
     [Gm7] Don't delay send yours in [Dm] right away [C7]  
     [F] Hate's goin' [Dm] 'round breaking [Am] many hearts  
     [Gm7] Stop it please before it's [Dm] gone too far [Dm]

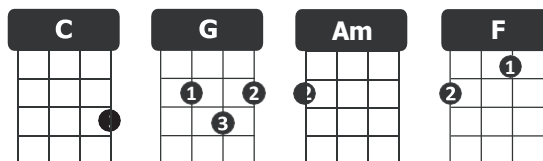
Outro: / F / Dm / Am / Am / Gm7 / Gm7 / Dm / C7 / F / *Heal the world*

[Back to Table of Contents](#)

# ONE DAY HUC v2

by Matisyahu + The Smeezingtons, 2008

counts: 1 2 3 4  
basic rock strum: D d D du  
half-time reggae: D du Xu du



**INTRO** C G Am F C G Am F

**VERSE 1** C G Am F  
Sometimes I lay under the moon, and thank God I'm breathin'  
Then I pray, "Don't take me soon, 'Cause I am here for a reason."

**PRECHORUS** C G Am F  
Sometimes in my tears I drown, But I never let it get me down  
C G Am F  
So when negativity sur-rounds, I know some day it'll all turn around because

**CHORUS** C G Am F  
All my life I've been waitin' for, I've been prayin' for, for the people to say  
That we don't wanna fight no more There'll be no more war, & our children will play  
One day, one day, one day  
One day, one day, one day

**VERSE 2** C G Am F  
It's not about win or lose, 'cause we all lose when they  
feed on the souls of the innocent, blood-drenched pavement, keep on movin' tho the waters stay ragin'  
In this maze you can lose your way, your way  
It might drive you crazy but don't let it faze you, no way, no way!

**PRECHORUS** C G Am F  
Sometimes in my tears I drown, But I never let it get me down  
C G Am F  
So when negativity sur-rounds I know some day it'll all turn around because

**CHORUS** C G Am F  
All my life I've been waitin' for, I've been prayin' for, for the people to say  
That we don't wanna fight no more There'll be no more war, & our children will play  
One day, one day, one day  
One day, one day, one day

## ONE DAY - 2

**BRIDGE: [SOLO SINGING ON FIRST TWO LINES. SOLO SINGLE DOWNSTRUM UKE PLAYING ON FIRST TWO LINES.]**

<b>C/</b>	<b>G/</b>	<b>Am/</b>	<b>F/</b>
One day this all will change, treat people the same Stop with the violence, down with the hate			
<b>C/</b>	<b>G/</b>	<b>Am/</b>	<b>F/</b>
One day we'll all be free, and proud to be under the same sun, singin' songs of freedom like			
<b>[All]</b> Wey-ohh! wey-oh, oh, oh,			
Wey-ohh! (one day, one day) wey-oh, oh, oh,			
[Blue = solo Tracy & Mary]			

**CHORUS**

<b>C</b>	<b>G</b>	<b>Am</b>	<b>F</b>
All my life I've been waitin' for, I've been prayin' for, for the people to say			
That we don't wanna fight no more There'll be no more war, & our children will play			
One day, one day, one day			
One day, one day, one day			

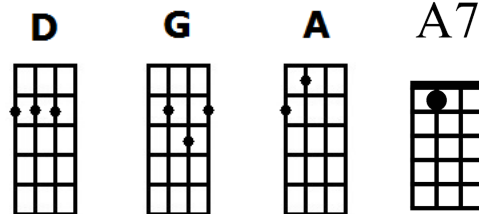
**[Final line: Uke solo chords only – everyone else just sings]**

<b>C/</b>	<b>G/</b>	<b>Am/</b>	<b>F/</b>
<b>END</b>	One day, one day, one day		

**Back to Table of Contents**

## Put a Little Love in Your Heart

Jackie DeShannon



**Strum Pattern: D DU UDU or DU x UDU x**

**Intro: Dx2**

### Verse 1

(D) Think of your fellow man, lend him a helping hand

(G) Put a little love in your (D) heart

(D) You see it's getting late, oh, please don't hesitate

(G) Put a little love in your (D) heart

### Chorus

And the (D) world will be a (A) better place

And the (D) world will be a (A) better place

For (A) you and me, You just wait and (A7) see

### Verse 2

(D) Another day goes by, and still the children cry

(G) Put a little love in your (D) heart

If (D) you want the world to know, we won't let hatred grow

(G) Put a little love in your (D) heart

### Chorus

And the (D) world (and the world) will be a (A) better place

And the (D) world (and the world) will be a (A) better place

For (A) you (for you) and me (and me)

You just (A) wait (just wait) and (A7) see

### Verse 3

(D) Take a good look around, and if you're lookin' down

(G) Put a little love in your (D) heart

And (D) I hope when you decide, kindness will be your guide

(G) Put a little love in your (D) heart

### Chorus

And the (D) world will be a (A) better place

And the (D) world will be a (A) better place

For (A) you (for you) and me (and me)

You just (A) wait (just wait) and (A7) see

### Outro

(G) Put a little love in your (D) heart, each and every day

(G) Put a little love in your (D) heart, there's no other way

(G) Put a little love in your (D) heart. yeah you ought to

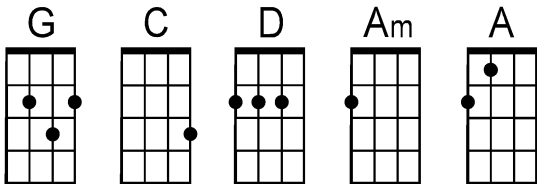
(G) Put a little love in your (D) heart

In your heart, In your (D) heart (repeat and fade)

**Back to Table of Contents**

# Ripple

By Robert Hunter & Jerry Garcia



Strum: V v ^ ^ v ^  
1 2 & - & 4 &

**Intro:**

G | C | G | C | G | D | C | G |

A-----2-0-2-----0-----0-2-0-2-----0-2-2-3-0-----0-----

E-----3-----3-0-0-2-3-----3-0-0-2-3-0-----3-----3-0-3-----0-3-3-3-----

C-----0-2-----2-----0-2-----

G-4-2-4-----4-2-4-----

G . . . | . . . . | . . . . | . . . . | C . . . | . . . . | . . . . | . . . . | G . . . | . . . . | G

If my words did glow----- with the go-ld of sun-shine ----- and my tunes -- were played -- on a harp un--strung

. . . . | . . . . | . . . . | . . . . | C . . . | . . . . | G . . . | D . . . | C . . . | G . . . | G

Would you hear my voice ----- come thro-ugh the mu-sic? ---Would you hold i-it near --- as it were your own?

. . . . | . . . . | . . . . | . . . . | C . . . | . . . . | . . . . | . . . . | G . . . | . . . . | G

It's a hand-me- down ----- The thou-ghts are bro-ken ----- Per-haps -- they're better ----- left un--sung

. . . . | . . . . | . . . . | . . . . | C . . . | . . . . | G . . . | D . . . | C . . . | G . . . | G

I don't know, ----- don't re-eally ca-a-re. ----- Let there be songs -----to fill the air -----

**Chorus: Am** . . . | . . . . | D . . . | . . . .

Ri--i-ip-ple i--i-in still wa-a-ter -----

. . . . | G . . . | C . . . | A . . . | D

Where there is no peb-ble tossed Nor wind to blow

. . . . | G . . . | . . . . | C . . . | . . . . | . . . . | . . . . | G

Reach out your hand ----- if your cu-p is emp- ty ----- If your cup -- is full -- may it be a--gain

. . . . | . . . . | . . . . | C . . . | . . . . | G . . . | D . . . | C . . . | G

Let it be known ----- there i--is a foun-tain ----- that was not made by the hands of men

. . . . | . . . . | . . . . | C . . . | . . . . | . . . . | . . . . | G

There is a road ----- no si--imple high--way ----- Be-tween --- the dawn ----- and the dark o-of night

. . . . | . . . . | . . . . | C . . . | . . . . | G . . . | D . . . | C . . . | G . . . | . . . . |

And if you go ----- no o-one may fol--low ----- That path is for ----- your steps a-lone -----

**Chorus: Am** . . . | . . . . | D . . . | . . . .

Ri--i-ip-ple i--i-in still wa-a-ter -----

. . . . | G . . . | C . . . | A . . . | D

Where there is no peb-ble tossed Nor wind to blow

. . . | G . . . | . . . . | C . . . | . . . . | . . . . | . . . . | G

You who choose ----- to le-ead must fol--low----- But if--- you fall----you fall a-a-lone

. . . . | . . . . | . . . . | C . . . | . . . . |

If you should stand ----- then who-o's to guide you? -----

G . . . | D . . . | C . . . | G

If I kne-ew the way ----- I would -- take you home

**Ending: G** . . . | . . . . | C . . . | . . . . | . . . . | . . . . | G

Lada da da Daa ----- La da-ah da Da Da ----- Lada Da -- da dada --- Lada Da Da Da

. . . . | . . . . | . . . . | C . . . | . . . . | G . . . | D . . . | C . . . | G . . .

Lada da da Daa ----- La da-ah da Da Da ----- La Da Da Da --- La-da Da Da Daa

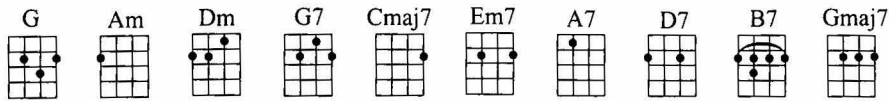
**Back to Table of Contents**

Intro: Am (4) D7 (4) G (4) D7 (4)  
Speed 130

# Sing

Words and Music by  
JOE RAPOSO

FIRST NOTE



Moderately

G Am G Dm

Sing! Sing a song. Sing out loud, sing out strong.

G7 Cmaj7 G Em7 A7

Sing of good things, not bad; sing of hap-py, not

Am D7 G Am G

sad. Sing! Sing a song. Make it sim-ple to

[Single downstrums]

Dm G7 Cmaj7/ B7/

last your whole life long. Don't wor-ry that it's not good e-nough for

[Single downstrums]

Em7/ A7/ Am D7 G D7

an-y-one else to hear. Sing! Sing a song!\_\_\_\_\_

G Gmaj7 Am

La la do la da. La da la do la da. La da da la do la da.\_\_\_\_\_

G Gmaj7 Am

La do la da. La da la la da. Lo da da la do lo da.\_\_\_\_\_

GO BACK TO TOP.

OUTRO ON SECOND TIME THROUGH ONLY - repeat twice and only sing on last line.

G Gmaj7 Am

La la do la da. La da la do la da. La da da la do la da.\_\_\_\_\_

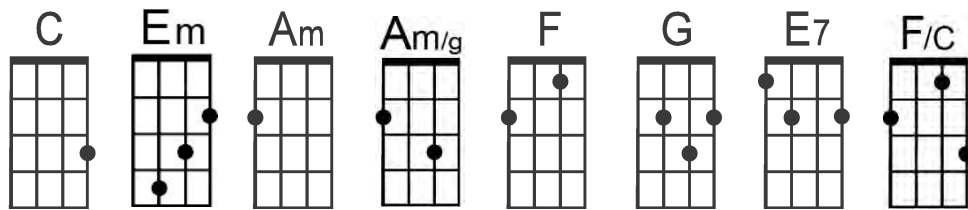
Repeat ad lib. and fade

[Back to Table of Contents](#)

Copyright © 1971 by Jonico Music, Inc.  
Copyright Renewed  
All Rights in the U.S.A. Administered by Green Fox Music, Inc.

# Somewhere Over the Rainbow/What a Wonderful World

(Israel Kamakawiwo'ole version, but with correct lyrics)



Strum a "double-time" Reggae beat 1-& 2-& 3-& 4-&

**Intro:** C . Em . | Am . F . | C . Em . | Am . Am/g . | F . . . |  
 C . . . | Em . . . | F . . . | C . . . |  
 Oo— Oo— Oo— Oo-o-o Oo— O-o-Oo—  
 F . . . | E7 . . . | Am . . . | F . . . |  
 Oo— Oo— Oo-o O-o Oo— O-o Oo—

C . . . | Em . . . | F . . . | C . . . |  
 Some— where— o— ver the rain-bow way— up high—  
 F . . . | C . . . | G . . . | Am . . . | F . . . |  
 There's— a— land that I heard of once in a lull— la— by— y— y— y-y-y—  
 C . . . | Em . . . | F . . . | C . . . |  
 Some— where— o— ver the rain-bow skies— are blue—  
 F . . . | C . . . | G . . . | Am . . . | F . . . |  
 And— the— dreams that you dare to dream really do— come true—u-u— u-u—

| C . . . | G . . . |  
 Some-day I'll wish u-pon a star and wake up where the

. . . | Am . . . | F . . . |  
 Clouds are far be-hind— me—e-e-e—

| C . . . | G . . . |  
 Where troubles melt like lemon drops, way a-bove the chimney tops

| Am . . . | F . . . |  
 That's where— you'll fi—i-ind me—

| C . . . | Em . . . | F . . . | C . . . |  
 Oh, Some— where— o— ver the rain-bow blue—birds fly—  
 F . . . | C . . . | G . . . | Am . . . | F . . . |  
 Birds— fly— o— ver the rain—bow, why then, oh why— can't I— I— I— I— I— I—?

. | C . Em . | F . C . |  
 I see trees of green and red roses to—

F . C . | E7 . Am  
 I watch them bloom for me and you

. | F . . . | G . . . | Am . . . | F . . . |  
 And I think to my-self— what a won-derful world—

|C . Em . |F . C .  
I see skies of blue and clouds of white—

|F . C . |E7 . Am  
The bright blessed day— the dark sacred night

|F . . . |G . . . |C . F . |C . .  
And I think to my-self— what a won-derful world—

|G . . . |C . . .  
The colors of the rainbow— so pretty in the sky—

|G . . . |C . . .  
Are also on the faces— of people passing by

|F . C . |F . C . |  
I see friends shaking hands, saying “How do you do—?”

F . C . |F/c . . |G . . .  
They're really saying— “I— I love you—”

|C . Em . |F . C . |  
I hear ba—bies cry—y— I watch them grow—

F . C . |E7 . Am  
They'll learn much more— than I'll ever know

|F . . . |G . . . |Am . . . |F . . .  
And I think to my-self— what a won-derful wor— or— orld— or— or— orld—

|C . . . |G . . .  
Some-day I'll wish u-pon a star and wake up where the

|Am . . . |F . . .  
Clouds are far be-hind— me—e-e-e—

|C . . . |G . . .  
Where troubles melt like lemon drops, way a-bove the chimney tops

|Am . . . |F . . .  
That's where— you'll fi— i-ind me—

|C . . . |Em . . . |F . . . |C . . . |  
Oh, Some— where— o— ver the rain-bow blue—birds fly—

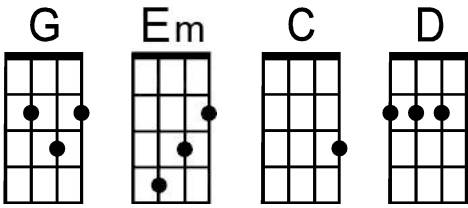
F . . . |C . . . |G . . . |Am . . . |F . . . |  
Birds— fly— o— ver the rain— bow, why then, oh why— can't I— I— I— I— I— I— ?

**Outro:** C . . . |Em . . . |F . . . |C . . . |  
Oo— Oo— Oo— Oo—o-o Oo— Oo—Oo—

F . . . |E7 . . . |Am . . . |F . . . |C |  
Oo— Oo— Oo—o Oo— Oo— Oo—

# Stand By Me (Key of G)

by Ben E. King, Jerry Lieber and Mike Stoller (1960)



**Intro:** G . . . | . . . | Em . . . | . . . | C . . . | D . . . | G . . . | . . .  
*(sing b)*

When the night has come and the land is dark

And the moon is the on-ly light we'll see—

No I won't be a-fraid no I won't be a-fraid

Just as long as you stand stand by me—

**Chorus:** So dar-lin' dar-lin' stand— by me— oh stand— by me—

Oh stand— stand by— me— stand by— me—

If the sky that we look u-pon should tumble and fall—

Or the mountain should crumble— to the sea—

I won't cry I won't cry no I— won't shed a tear—

Just as long as you stand stand by me—

**Chorus:** And dar-lin' dar-lin' stand— by me— oh stand— by me—

Oh stand— stand by— me— stand by— me—

**Instr:** G . . . | . . . | Em . . . | . . . | C . . . | D . . . | G . . .

**Chorus:** So dar-lin' dar-lin' stand— by me— oh— stand— by me—

Oh stand— stand by me— stand by me—

When-ever you're in trouble won't you stand— by me oh— stand by me—

Whoa stand oh stand stand by me— stand by me—

## Stand Together

(sung to Leonard Cohen's Hallelujah)

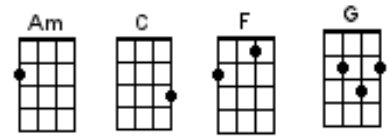
**Intro: C// Am// C// Am//**

**C Am**  
 It's been a very stressful time  
**C Am**  
 It's hard to find any reason or rhyme  
**F G C G**  
 Civility is hanging by a tether  
**C F G**  
 But if we're going to get things done  
**Am F**  
 We need the help of everyone  
**G E7 Am Am/**  
 Because we're stronger when we stand together  
 [tacet] **F Am F C G C Am C Am**  
 Stand together, stand together, stand together, stand toge...ther

**C Am**  
 We may diverge politically  
**C Am**  
 But we can all at least agree  
**F G C G**  
 That bigotry and hate don't make things better  
**C F G**  
 The strength of this democracy  
**Am F**  
 Is our immense diversity  
**G E7 Am Am/**  
 That's why we're stronger when we stand together  
 [tacet] **F Am F C G C Am C Am**  
 Stand together, stand together, stand together, stand toge...ther



**SWIMMING TO THE OTHER SIDE - PAT HUMPHRIES**



**Chorus - repeat after every verse**

C G  
 We are living 'neath the great Big Dipper.  
 Am C  
 We are washed by the very same rain.  
 F C  
 We are swimming in the stream to-gether,  
 Am G  
 Some in power and some in pain.  
 C G  
 We can worship this ground we walk on,  
 Am C  
 Cherishing the beings that we live be-side.  
 F C  
 Loving spirits will live for-ever.  
 F G C  
 We're all swimming to the o-ther side.

**Verse 1**

C G Am C  
 I am a-lone and I am searching, hungering for answers in my time  
 F C Am G  
 I am balanced at the brink of wisdom. I'm im-patient to receive a sign.  
 C G Am. C  
 I move forward with my senses open. Imper-fecton, it be my crime.  
 F C  
 In hu-mility, I will listen.  
 F G C  
 We're all swimming to the other side. (Chorus)

**Verse 2**

C G Am C  
 On this journey through thoughts and feelings, Binding in-tuition, my head, my heart,  
 F C Am G  
 I am gathering the tools to-gether. I'm pre-paring to do my part.  
 C G Am C  
 All of those who have come be-fore me Band to-gether and be my guide.  
 F C  
 Loving lessons that I will follow,  
 F G C  
 We're all swimming to the other side. (Chorus)

**Verse 3**


C G Am C  
 When we get there, we'll dis-cover, All of the gifts we've been given to share,  
 F C Am G  
 Have been with us since life's be-ginning And we never noticed they were there.  
 C G Am. C  
 We can balance at the brink of wisdom, Never recog-nizing that we've a-rrived .  
 F C. F G C  
 Loving spirits will live together. We're all swimming to the other side. (Chorus)

# 72 the times they are a changin'

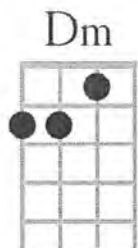
music & lyrics by Bob Dylan 1964



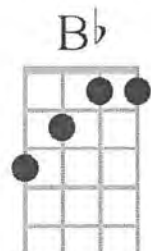
F Dm  
Come senators, congressmen  
Bb F  
Please heed the call  
Dm  
Don't stand in the doorway  
Bb C  
Don't block up the hall  
F Dm  
For he that gets hurt  
Bb F  
Will be he who has stalled  
Gm C  
The battle outside ragin'  
  
It'll soon shake your windows  
F C  
And rattle your walls  
F Bb C F  
For the times they are a-changin'




F Dm  
Come gather 'round people  
Bb F  
Wherever you roam  
Dm  
And admit that the waters  
Bb C  
Around you have grown  
F Dm  
And accept it that soon  
Bb F  
You'll be drenched to the bone.  
Gm C  
If your time to you is worth savin'



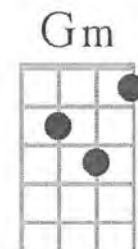
F C  
Then you better start swimmin'  
Or you'll sink like a stone  
F Bb C F  
For the times they are a-changin'



F Dm  
Come writers and critics  
Bb F  
Who prophesize with your pen  
Dm  
And keep your eyes wide  
Bb C  
The chance won't come again  
F Dm  
And don't speak too soon  
Bb F  
For the wheel's still in spin  
Gm C  
And there's no tellin' who that it's namin'



F C  
'Cause the loser now  
Will be later to win  
F Bb C F  
For the times they are a-changin'



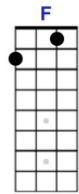
F Dm  
Come mothers and fathers  
Bb F  
Throughout the land  
Dm  
And don't criticize  
Bb C  
What you can't understand  
F Dm  
Your sons and your daughters  
Bb F  
Are beyond your command  
Gm C  
Your old road is rapidly agin'  
  
Please get out of the new one  
F C  
If you can't lend your hand  
F Bb C F  
For the times they are a-changin'  
  
F Dm  
The line it is drawn  
Bb F  
The curse it is cast  
Dm  
The slow one now  
Bb C  
Will later be fast  
F Dm  
As the present now  
Bb F  
Will later be past  
Gm C  
The order is rapidly fadin'  
  
And the first one now  
F C  
Will later be last  
F Bb C F  
For the times they are a-changin'

# This Land Is Your Land

Words and Music by Woody Guthrie

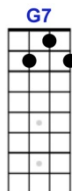
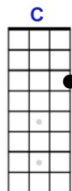
## CHORUS:

This land is your land, this land is my land  
From California to the New York island;  
From the red wood forest to the Gulf Stream waters  
This land was made for you and me.




## Verse 1

As I was walking that ribbon of highway,  
I saw above me that endless skyway:  
I saw below me that golden valley:  
This land was made for you and me. (CHORUS)



## Verse 2

I've roamed and rambled and I followed my footsteps  
To the sparkling sands of her diamond deserts;  
And all around me a voice was sounding:  
This land was made for you and me. (CHORUS)



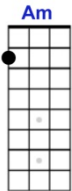
## Verse 3

As I was walking, I saw a sign there  
And on the sign it said, "No Trespassing."  
But on the other side it didn't say nothing.  
That side was made for you and me. (CHORUS)

## This Land is Your Land p.2

**Verse 4**

F C  
When the sun came shining, and I was strolling,  
G7 C (C7)  
And the wheat fields waving and the dust clouds rolling,  
F C (Am)  
As the fog was lifting a voice was chanting:  
G7 C (C7)  
This land was made for you and me. **(CHORUS)**



**Verse 5**

F C  
In the squares of the city, in the shadow of the steeple,  
G7 C (C7)  
By the relief office I saw my people;  
F C (Am)  
As they stood there hungry, I stood there asking:  
G7 C (C7)  
Is this land made for you and me. **(CHORUS)**

**Verse 6**

F C  
Nobody living can ever stop me,  
G7 C (C7)  
As I go walking that freedom highway,  
F C (Am)  
Nobody living can ever make me turn back,  
G7 C (C7)  
This land was made for you and me. **(CHORUS)**

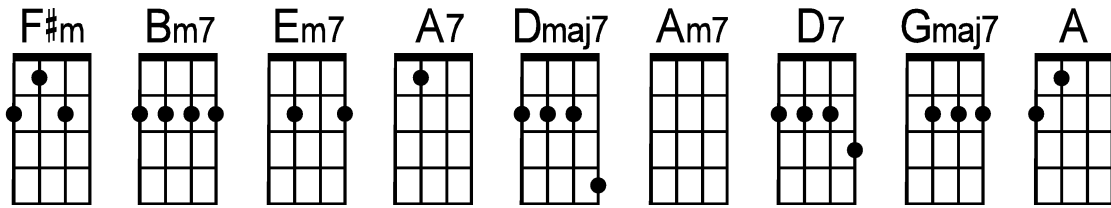
### **CHORUS:**

F C  
This land is your land, this land is my land  
G7 C (C7)  
From California to the New York island;  
F C (Am)  
From the red wood forest to the Gulf Stream waters  
G7 C  
This land was made for you and me.

**Back to Table of Contents**

# What the World Needs Now (no key change)

by Hal David and Burt Bacharach (1965)



**Intro:** . . | F#m . . | Bm7 . . | F#m . . | Bm7\

Note 3/4 time

A ————— 0 — 0 ————— 0 — 0 —————

E ————— 2 ————— 2 —————

C ————— 2 —————

Low G — 4 ————— 2 —————

(sing b)

**Chorus:** --- --- | F#m . . | Bm7 . . | F#m . . | Bm7 . . |

What the world needs now is love sweet love

Em7 . . . | . . . | F#m . . | A7 . .

It's the only thing that there's just too little of—

. | F#m . . | Bm7 . . | F#m . . | Bm7 . . |

What the world needs now is love sweet love

Em7 . . . | . . . | F#m . . | . . . |

No not just for some but for every-one—

Dmaj7 . . . | . . . | . . . |

Lord we don't need— an-other moun-tain—

. . . | Am7 . . . | D7 . . . | Gmaj7 . . . |

There—are moun-tains— and the hill— sides— e-nough to climb—

Em7 . . . | Am7 . . . | D7 . . . | Gmaj7 . . .

There—are oceans— and rivers— e-nough to cross—

| Bm7 . . . | E7 . . . | A . . . | A7

E - nough to last— 'til the end of time—

**Chorus:** . . . | F#m . . . | Bm7 . . . | F#m . . . | Bm7 . . . |

What the world needs now is love sweet love

Em7 . . . | . . . | F#m . . . | A7 . . .

It's the only thing that there's just too little of—

. | F#m . . . | Bm7 . . . | F#m . . . | Bm7 . . . |

What the world needs now is love sweet love

Em7 . . . | . . . | F#m . . . | . . . |

No not just for some but for every-one—

**Dmaj7** . . . | . . . . . | . . . . . |  
 Lord we don't need— an-other mea-dow—  
 . . . | **Am7** . . . | **D7** . . . | **Gmaj7** . . . |  
 There— are corn— fields— and wheat fields— e-nough to grow—  
**Em7** . . . | **Am7** . . . | **D7** . . . | **Gmaj7** . . .  
 There— are sun— beams— and moon-beams— e-nough to shine—  
 | **Bm7** . . . | **E7** . . . | **A** . . . | **A7**  
 Oh listen Lord— if you want to know—

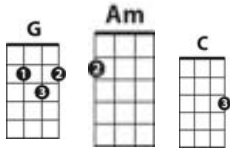
**Chorus:** . . . | **F#m** . . . | **Bm7** . . . | **F#m** . . . | **Bm7** . . . |  
 What the world needs now is love sweet love  
**Em7** . . . | . . . . . | **F#m** . . . | **A7** . . .  
 It's the only thing that there's just too little of—  
 . . . | **F#m** . . . | **Bm7** . . . | **F#m** . . . | **Bm7** . . . |  
 What the world needs now is love sweet love  
**Em7** . . . | . . . . . |  
 No not just for some but for  
**F#m** . . . | **Bm7** . . . | **Em7** . . . | **A7** . . . | **D\** (hold)  
 e—e—e—e—e—e— e—very—one—

**Outro:** --- --- | **D\** --- --- | **F#m** . . . | **Bm7** . . . | **F#m** . . . | **Bm7\**  
 A ————— 0 0 ————— 0 0 —————  
 E ————— 2 ————— 2 —————  
 C ————— 2 —————  
 Low G ————— 4 ————— 2 —————

--- --- | **F#m** . . . | **Bm7** . . . | **F#m** . . . | **Bm7\**  
 What the world needs now is love sweet love  
 --- --- | **F#m** . . . | **Bm7** . . . | **F#m** . . . | **Bm7\**  
 What the world needs now is love sweet love  
 --- --- | **Em7** . . . | . . . . . |  
 Oh not just for some— but for  
**F#m** . . . | **Bm7** . . . | **Em7** . . . |  
 E—e—e—e—e—e—  
**A7\** --- --- | **D** . . . | . . . . . | **Bm7\**  
 E—very—one—

San Jose Ukulele Club  
 (v1b – 9/19/25)

[Back to Table of Contents](#)



WHAT'S UP?! (G) 4 NON-BLONDES (LINDA PERRY)

D d-u D d-u D-u-d U-u-d

INTRO: G . . . ' . . . Am . . . ' . . . C . . . ' . . . G . . . ' . . .

G . . . ' . . . Am . . . ' . . .  
 Twenty-five years and my life is still Trying to get up that great big hill

C . . . ' . . . G . . . ' . . .  
 Of hope for a desti-nation

G . . . ' . . . Am . . . ' . . .  
 I realized quickly when I knew I should that the World was made of this brotherhood

C . . . ' . . . G . . . ' . . .  
 of man for whatever that means

G . . . ' . . . Am . . . ' . . .  
 And so I cry sometimes when I'm lying in bed, just to get it all out what's in my head

C . . . ' . . . G . . . ' . . .  
 And I lam feeling a little pe-culiar and so I Wake in the morning and I step outside  
 Am . . . ' . . . C . . . ' . . . G ...'  
 And I take a deep breath and I get real high and I scream at the top of my lungs WHAT'S GOING ON?

G . . . ' . . . Am . . . ' . . . C . . . ' . . . G . . . ' . . .  
 And I say hey yey yey ye-ey Hey yey yey I said Hey, What's going on  
 And I say hey yey yey ye-ey Hey yey yey I said Hey, What's going on

G . . . ' . . . Am . . . ' . . . C . . . ' . . . G . . . ' . . .  
 Oou oo-oo oouu oo-oo oou oo-oo Oou  
 Oou oo-oo oouu oo-oo oou oo-oo Oou

G . . . ' . . . Am . . . ' . . . C . . . ' . . . G . . . ' . . .  
 And I try, oh my god do I try I try all the ti-ime, in this insti-tution  
 And I pray, oh my god do I pray I pray every single day for a revol-utio-on

G . . . ' . . . Am . . . ' . . .  
 And so I cry sometimes when I'm lying in bed, just to get it all out what's in my head  
 C . . . ' . . . G . . . ' . . .  
 And I, I am feeling a little pe-culiar and so I Wake in the morning and I step outside  
 Am . . . ' . . . C . . . ' . . . G ...'  
 And I take a deep breath and I get real high and I scream at the top of my lungs WHAT'S GOING ON?

G . . . ' . . . Am . . . ' . . . C . . . ' . . . G . . . ' . . .  
 And I say hey yey yey ye-ey Hey yey yey I said Hey, What's going on  
 And I say hey yey yey ye-ey Hey yey yey I said Hey, What's going on

Slow to half speed G . . . ' . . . Am . . . ' . . . C . . . ' . . . G . . . ' . . .  
 G . . . ' . . . Am . . . ' . . . C . . . ' . . . G/  
 Twenty five years and my life is still Trying to get up that great big hill of hope for a destination

# Where Have All the Flowers Gone?



Pete Seger

C Am F G7  
 Where have all the flowers gone? Long time passing  
 Where have all the flowers gone? Long time ago  
 Where have all the flowers gone? Girls have picked them every one  
 F C F G7 C  
 When will they ever learn? When will they ever learn?

C Am F G7  
 Where have all the young girls gone? Long time passing  
 Where have all the young girls gone? Long time ago  
 Where have all the young girls gone? Taken husbands every one  
 F C F G7 C  
 When will they ever learn? When will they ever learn?

C Am F G7  
 Where have all the young men gone? Long time passing  
 Where have all the young men gone? Long time ago  
 Where have all the young men gone? Gone for soldiers every one  
 F C F G7 C  
 When will they ever learn? When will they ever learn?

C Am F G7  
 Where have all the soldiers gone? Long time passing  
 Where have all the soldiers gone? Long time ago  
 Where have all the soldiers gone? Gone to graveyards every one  
 F C F G7 C  
 When will they ever learn? When will they ever learn?

C Am F G7  
 Where have all the graveyards gone? Long time passing  
 Where have all the graveyards gone? Long time ago  
 Where have all the graveyards gone? Covered with flowers every one  
 F C F G7 C  
 When will they ever learn? When will they ever learn?



### *What is Ukes4Peace?*

*"It is a simple idea that through music, played together, we can promote peace, harmony and love and make the world a better place."*

Ukulele players are invited to Ukes4Peace events to play from a common songbook that our group leaders created in January 2026. 25 uke clubs are participating, with the grassroots movement growing every day. Please join the [Ukes4Peace Facebook Group website](#) (170 members!) to stay updated on events and to download the master songbook for inspiration. Some U4P events have specific smaller songbooks. There is also information and a link to download the songbooks on the public Healdsburg Ukulele Club (HUC) website, page two Ukes4Peace: <http://bit.ly/3LJFGUI>

### *Ukes4Peace Scheduled Events:*

**Saturday March 14, 2026** – Noon to 2:30 PM, at Florence Douglas Center, 333 Amador St. Vallejo, CA. Host: *Ukulele Lovers of Vallejo*. \$5 donation. RSVP to John Latini, at [sunnyvalekid1@gmail.com](mailto:sunnyvalekid1@gmail.com) to get specific songbook.

**Saturday April 18, 2026** – Noon to 2:30 pm at Finley Community Center, 2060 W. College Avenue, Santa Rosa. Host: *Healdsburg Ukulele Club*. \$5 voluntary donation for venue. RSVP to Rachele at [ukes4peaceca@gmail.com](mailto:ukes4peaceca@gmail.com).

**Saturday, May 2, 2026** - 1:30 PM - 4 PM. Windchaser Wine Co., 1352 S. 49<sup>th</sup> St, Richmond CA. Host: RUM (Richmond Ukulele Mayhem). Potluck appetizers, \$5 voluntary fee. Windchaser wine and sparkling water for sale. RSVP to Amy at [amyukena@gmail.com](mailto:amyukena@gmail.com).

**Sunday, June 21, 2026** – Noon to 5 PM at Shady Oak Brewing Company, 420 First Street, Santa Rosa, CA 95401. Host: Ukulele Ramblers. \$5 voluntary fee. RSVP to Bob Wachunas at [funkgypsy@gmail.com](mailto:funkgypsy@gmail.com).

**Wednesday June 24, 2026** - 5:45 pm – 7:30 pm at San Carlos Library, 610 Elm Street, San Carlos CA. Host: PUGs (*Peninsula Ukulele Group*). Download the PUGs Ukes4Peace songbook [here](#): RSVP to Linda Cook at [linda@fleastreetband.com](mailto:linda@fleastreetband.com).

**Tuesday, September 15, 2026** - 2:15 – 4:15 pm. at Vintage House Senior Center, 264 First St. East, Sonoma, CA. Host: *Sonoma Ukulele Club*. \$10-20 suggested donation for venue. RSVP to Alan Freeman at [afreeman47@gmail.com](mailto:afreeman47@gmail.com)

**Upcoming events are forthcoming.** Check the Facebook Group site for the latest event list and to download specific jam songbooks.

*We are still spreading the word! If you know a uke club to invite, send the email or mobile phone of the group organizer to [ukes4peaceca@gmail.com](mailto:ukes4peaceca@gmail.com) or have them join the [Ukes4Peace Facebook group](#).*

***“PLAY FOR A CAUSE. PLAY FOR PEACE.”***

**Return to TOC**